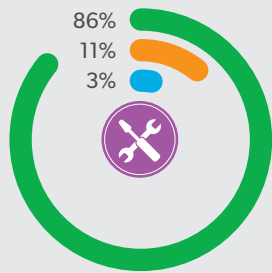


WORKFORCE DISABILITY PROFILE

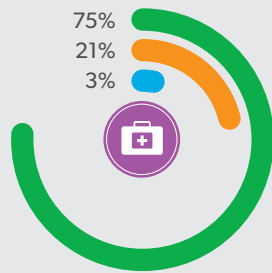


DISABILITY BY STAFF GROUP

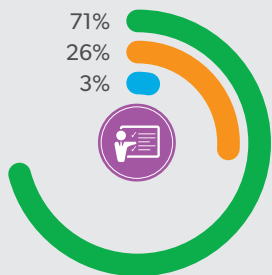
SCIENTIST, TECHNICIANS & ALLIED HEALTH PROFESSIONALS



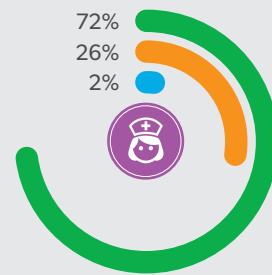
ADDITIONAL CLINICAL SERVICES



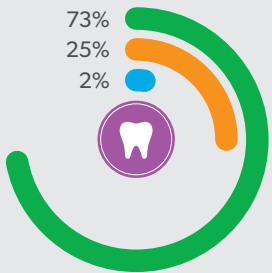
ADMIN, ESTATES & ANCILLARY STAFF



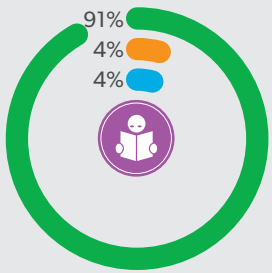
NURSING & MIDWIFERY



MEDICAL & DENTAL STAFF

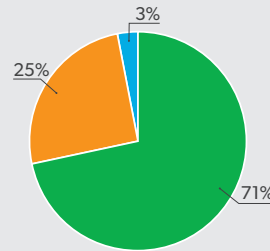


STUDENTS

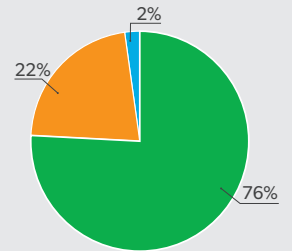


PAY BAND BY DISABILITY

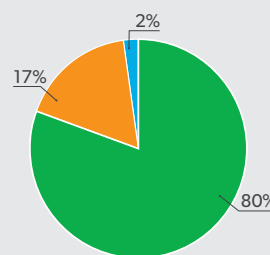
BAND 2-4



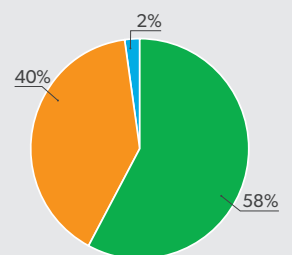
BAND 5-7



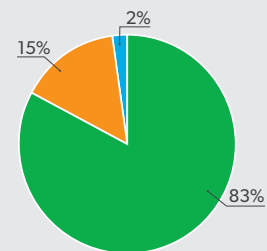
BAND 8 AND ABOVE



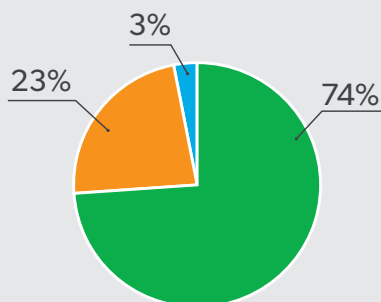
CONSULTANT & CAREER GRADE



MEDICAL & DENTAL TRAINING



TRUST DISABILITY PROFILE



NEW STAFF RECRUITS

